
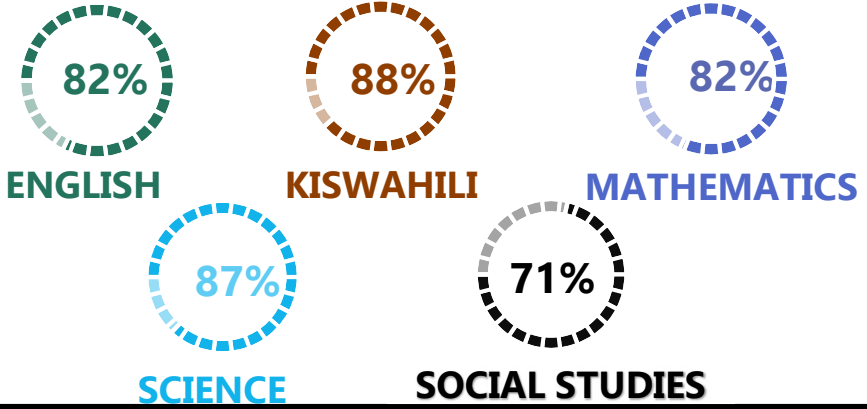






	<h1 style="margin:0;">FOUNTAIN OF JOY</h1>																																																																																													
REGION: DAR ES SALAAM	SCHOOL AVERAGE: 205.4	BAND 3																																																																																												
DISTRICT: UBUNGO		CATEGORY ABOVE 40																																																																																												
SUBJECT PERFORMANCE ANALYSIS																																																																																														
<table border="1" style="width:100%; border-collapse: collapse;"> <thead> <tr> <th style="text-align: left;">SUBJECT NAME</th> <th style="text-align: center;">AVG</th> <th style="text-align: center;">%</th> <th style="text-align: center;">RNK</th> </tr> </thead> <tbody> <tr><td>KISWAHILI</td><td style="text-align: center;">44.2</td><td style="text-align: center;">88%</td><td style="text-align: center;">1</td></tr> <tr><td>SCIENCE</td><td style="text-align: center;">43.4</td><td style="text-align: center;">87%</td><td style="text-align: center;">2</td></tr> <tr><td>ENGLISH</td><td style="text-align: center;">41.2</td><td style="text-align: center;">82%</td><td style="text-align: center;">3</td></tr> <tr><td>MATHEMATICS</td><td style="text-align: center;">40.9</td><td style="text-align: center;">82%</td><td style="text-align: center;">4</td></tr> <tr><td>SOCIAL STUDIES</td><td style="text-align: center;">35.7</td><td style="text-align: center;">71%</td><td style="text-align: center;">5</td></tr> </tbody> </table> <table border="1" style="width:100%; border-collapse: collapse;"> <thead> <tr> <th style="text-align: left;">BOYS/GIRLS PASS RATE</th> <th style="text-align: center;">STD</th> <th style="text-align: center;">AVG</th> <th style="text-align: center;">%</th> </tr> </thead> <tbody> <tr><td>BOYS</td><td style="text-align: center;">75</td><td style="text-align: center;">0.53</td><td style="text-align: center;">53%</td></tr> <tr><td>GIRLS</td><td style="text-align: center;">70</td><td style="text-align: center;">0.47</td><td style="text-align: center;">47%</td></tr> </tbody> </table>	SUBJECT NAME	AVG	%	RNK	KISWAHILI	44.2	88%	1	SCIENCE	43.4	87%	2	ENGLISH	41.2	82%	3	MATHEMATICS	40.9	82%	4	SOCIAL STUDIES	35.7	71%	5	BOYS/GIRLS PASS RATE	STD	AVG	%	BOYS	75	0.53	53%	GIRLS	70	0.47	47%																																																										
SUBJECT NAME	AVG	%	RNK																																																																																											
KISWAHILI	44.2	88%	1																																																																																											
SCIENCE	43.4	87%	2																																																																																											
ENGLISH	41.2	82%	3																																																																																											
MATHEMATICS	40.9	82%	4																																																																																											
SOCIAL STUDIES	35.7	71%	5																																																																																											
BOYS/GIRLS PASS RATE	STD	AVG	%																																																																																											
BOYS	75	0.53	53%																																																																																											
GIRLS	70	0.47	47%																																																																																											
<table border="1" style="width:100%; border-collapse: collapse;"> <thead> <tr> <th colspan="6" style="text-align: center;">GRADE ANALYSIS SUMMARY</th> </tr> <tr> <th style="text-align: left;">SUBJECT NAME/GRADE</th> <th style="text-align: center;">A</th> <th style="text-align: center;">B</th> <th style="text-align: center;">C</th> <th style="text-align: center;">D</th> <th style="text-align: center;">E</th> </tr> </thead> <tbody> <tr><td>MATHEMATICS</td><td style="text-align: center;">94</td><td style="text-align: center;">25</td><td style="text-align: center;">23</td><td style="text-align: center;">3</td><td style="text-align: center;">0</td></tr> <tr><td>KISWAHILI</td><td style="text-align: center;">124</td><td style="text-align: center;">21</td><td style="text-align: center;">0</td><td style="text-align: center;">0</td><td style="text-align: center;">0</td></tr> <tr><td>ENGLISH</td><td style="text-align: center;">92</td><td style="text-align: center;">51</td><td style="text-align: center;">2</td><td style="text-align: center;">0</td><td style="text-align: center;">0</td></tr> <tr><td>SCIENCE</td><td style="text-align: center;">109</td><td style="text-align: center;">27</td><td style="text-align: center;">9</td><td style="text-align: center;">0</td><td style="text-align: center;">0</td></tr> <tr><td>SOCIAL STUDIES</td><td style="text-align: center;">39</td><td style="text-align: center;">71</td><td style="text-align: center;">35</td><td style="text-align: center;">0</td><td style="text-align: center;">0</td></tr> </tbody> </table> <table border="1" style="width:100%; border-collapse: collapse;"> <thead> <tr> <th style="text-align: left;">OVERALL GRADE ANALYSIS</th> <th style="text-align: center;">NO.</th> <th style="text-align: center;">SEATED</th> <th style="text-align: center;">%</th> </tr> </thead> <tbody> <tr> <td style="text-align: center;">41- 45</td> <td style="text-align: center;">92</td> <td rowspan="3" style="text-align: center; vertical-align: middle;">145</td> <td style="text-align: center;">63%</td> </tr> <tr> <td style="text-align: center;">30.5 - 40</td> <td style="text-align: center;">47</td> <td style="text-align: center;">32%</td> </tr> <tr> <td style="text-align: center;">20.5 - 30</td> <td style="text-align: center;">6</td> <td style="text-align: center;">4%</td> </tr> <tr> <td style="text-align: center;">10.5 - 20</td> <td style="text-align: center;">0</td> <td rowspan="2" style="text-align: center; vertical-align: middle;">0</td> <td style="text-align: center;">0%</td> </tr> <tr> <td style="text-align: center;">0- 10</td> <td style="text-align: center;">0</td> <td style="text-align: center;">0%</td> </tr> </tbody> </table>	GRADE ANALYSIS SUMMARY						SUBJECT NAME/GRADE	A	B	C	D	E	MATHEMATICS	94	25	23	3	0	KISWAHILI	124	21	0	0	0	ENGLISH	92	51	2	0	0	SCIENCE	109	27	9	0	0	SOCIAL STUDIES	39	71	35	0	0	OVERALL GRADE ANALYSIS	NO.	SEATED	%	41- 45	92	145	63%	30.5 - 40	47	32%	20.5 - 30	6	4%	10.5 - 20	0	0	0%	0- 10	0	0%	<table border="1" style="width:100%; border-collapse: collapse;"> <thead> <tr> <th colspan="2" style="text-align: center;">BOYS VS GIRLS PASSRATE (%)</th> </tr> </thead> <tbody> <tr> <td style="text-align: center;">  53% </td> <td style="text-align: center;">  47% </td> </tr> <tr> <td style="text-align: center;">BOYS</td> <td style="text-align: center;">GIRLS</td> </tr> </tbody> </table> <table border="1" style="width:100%; border-collapse: collapse;"> <thead> <tr> <th colspan="3" style="text-align: center;">OVERALL PERFORMANCE ANALYSIS</th> </tr> </thead> <tbody> <tr><td>REGISTERED</td><td style="text-align: center;">145</td><td style="text-align: center;">100%</td></tr> <tr><td>SEATED</td><td style="text-align: center;">145</td><td style="text-align: center;">100%</td></tr> <tr><td>ABSENTEES</td><td style="text-align: center;">0</td><td style="text-align: center;">0%</td></tr> <tr><td>PASSED</td><td style="text-align: center;">145</td><td style="text-align: center;">100%</td></tr> <tr><td>FAILED</td><td style="text-align: center;">0</td><td style="text-align: center;">0%</td></tr> <tr><td>SCHOOL POSITION</td><td colspan="2" style="text-align: center;">14</td></tr> <tr><td>TOTAL SCHOOLS</td><td colspan="2" style="text-align: center;">52</td></tr> </tbody> </table>	BOYS VS GIRLS PASSRATE (%)		 53%	 47%	BOYS	GIRLS	OVERALL PERFORMANCE ANALYSIS			REGISTERED	145	100%	SEATED	145	100%	ABSENTEES	0	0%	PASSED	145	100%	FAILED	0	0%	SCHOOL POSITION	14		TOTAL SCHOOLS	52	
GRADE ANALYSIS SUMMARY																																																																																														
SUBJECT NAME/GRADE	A	B	C	D	E																																																																																									
MATHEMATICS	94	25	23	3	0																																																																																									
KISWAHILI	124	21	0	0	0																																																																																									
ENGLISH	92	51	2	0	0																																																																																									
SCIENCE	109	27	9	0	0																																																																																									
SOCIAL STUDIES	39	71	35	0	0																																																																																									
OVERALL GRADE ANALYSIS	NO.	SEATED	%																																																																																											
41- 45	92	145	63%																																																																																											
30.5 - 40	47		32%																																																																																											
20.5 - 30	6		4%																																																																																											
10.5 - 20	0	0	0%																																																																																											
0- 10	0		0%																																																																																											
BOYS VS GIRLS PASSRATE (%)																																																																																														
 53%	 47%																																																																																													
BOYS	GIRLS																																																																																													
OVERALL PERFORMANCE ANALYSIS																																																																																														
REGISTERED	145	100%																																																																																												
SEATED	145	100%																																																																																												
ABSENTEES	0	0%																																																																																												
PASSED	145	100%																																																																																												
FAILED	0	0%																																																																																												
SCHOOL POSITION	14																																																																																													
TOTAL SCHOOLS	52																																																																																													

INDEX	NAME	SEX	MATHEMATICS		KISWAHILI		ENGLISH		SCIENCE		SOCIAL STUDIES		TOTAL	AVERAGE	OVR GRADE	SCH POSITION	OVERALL POSITION
1	GLADYS HONEST KAHUMBA	F	50	A	50	A	46	A	49	A	48	A	243	49	A	1	16.5
2	PHILOMENA CLETUS MNZAVA	F	49	A	49	A	47	A	49	A	47	A	241	48	A	2	24.5
3	JOAN JOHN NGOWO	F	50	A	49	A	41	A	50	A	47	A	237	47	A	3	62
4	FRANK BRIAN KIMARIO	M	50	A	49	A	45	A	48	A	44	A	236	47	A	4	80.5
5	JASON NICHOLAUS SAGWA	M	50	A	48	A	45	A	47	A	45	A	235	47	A	7.5	106
6	VICTOR JOSEPH TESHA	M	50	A	44	A	46	A	49	A	46	A	235	47	A	7.5	106
7	ARAFU ULEDI SALUM	F	49	A	49	A	47	A	48	A	42	A	235	47	A	7.5	106
8	MAUREEN VERUS MBUZI	F	49	A	50	A	42	A	49	A	45	A	235	47	A	7.5	106
9	NAOMI BWIRE NDAZI	F	48	A	49	A	45	A	46	A	47	A	235	47	A	7.5	106
10	NOELA ALEXANDER CHAKUTWANG,	F	47	A	48	A	45	A	49	A	46	A	235	47	A	7.5	106
11	MERCY PROSPER MGAYA	F	50	A	48	A	43	A	49	A	44	A	234	47	A	11	135.5
12	BENSON BRIGHTON MWIGA	M	49	A	47	A	45	A	48	A	44	A	233	47	A	13	170
13	GERALD MICHAEL MOSHI	M	49	A	49	A	47	A	44	A	44	A	233	47	A	13	170
14	KENEDDY TOTIMUS RWEBANGIRA	M	48	A	47	A	44	A	48	A	46	A	233	47	A	13	170
15	JUSTINE BAHATI RUSAGAZA	M	49	A	48	A	45	A	49	A	41	A	232	46	A	15.5	212
16	ABIGAIL SAMWEL MUJINJA	F	49	A	46	A	46	A	49	A	42	A	232	46	A	15.5	212
17	DANIEL FILBERT MAMBO	M	44	A	45	A	46	A	50	A	46	A	231	46	A	17.5	261
18	NANCY EDMUND NDOSSI	F	47	A	48	A	45	A	49	A	42	A	231	46	A	17.5	261
19	DANEL OKINYI OPIYO	M	48	A	46	A	45	A	46	A	45	A	230	46	A	20	309
20	INNOCENT MWANYIKA SEMROK	M	50	A	49	A	43	A	47	A	41	A	230	46	A	20	309
21	JOAN GERVAZ MUNISHI	F	49	A	45	A	45	A	48	A	43	A	230	46	A	20	309
22	ALLAN JUSTICE KIJAZI	M	48	A	43	A	46	A	46	A	46	A	229	46	A	23.5	355
23	ENOCK SAMWEL KISAKA	M	50	A	43	A	45	A	48	A	43	A	229	46	A	23.5	355
24	SEVURI YOHANA MKIRAMWENI	M	49	A	48	A	42	A	48	A	42	A	229	46	A	23.5	355
25	PATRICIA MUSSA MBWILE	F	47	A	49	A	43	A	48	A	42	A	229	46	A	23.5	355

INDEX	NAME	SEX	MATHEMATICS		KISWAHILI	ENGLISH		SCIENCE		SOCIAL STUDIES		TOTAL	AVERAGE	OVR GRADE	SCH POSITION	OVERALL POSITION	
26	BRIAN NOAH MWAKYALABWE	M	49	A	48	A	44	A	48	A	39	B	228	46	A	27.5	406.5
27	EMMANUEL ISAAC MKAMBAKU	M	49	A	47	A	45	A	46	A	41	A	228	46	A	27.5	406.5
28	DOROTH MARSEL LUHONDO	F	48	A	49	A	42	A	49	A	40	B	228	46	A	27.5	406.5
29	KACHENDA SHERIS ROBERT	F	49	A	50	A	41	A	48	A	40	B	228	46	A	27.5	406.5
30	ABUBAKAR AMRI JUMA	M	48	A	48	A	43	A	47	A	41	A	227	45	A	33	463.5
31	EDGAR MWEMEZI MUKWAYA	M	46	A	49	A	43	A	49	A	40	B	227	45	A	33	463.5
32	ERICK MALECELA MAKUYA	M	49	A	44	A	43	A	49	A	42	A	227	45	A	33	463.5
33	ISAACK RICHARD SWAI	M	49	A	50	A	42	A	46	A	40	B	227	45	A	33	463.5
34	KELVIN INNOCENT SHIRIMA	M	45	A	44	A	46	A	50	A	42	A	227	45	A	33	463.5
35	NORBERT ANORD KISAMBO	M	50	A	47	A	40	B	47	A	43	A	227	45	A	33	463.5
36	GENEROSE VELERIAN RONYA	F	47	A	44	A	44	A	49	A	43	A	227	45	A	33	463.5
37	GODSON EMMANUEL SAWE	M	48	A	42	A	45	A	48	A	43	A	226	45	A	38	525.5
38	SAMWEL EVANCE MASSAWE	M	50	A	46	A	39	B	49	A	42	A	226	45	A	38	525.5
39	GRACE WILFRED MIKOTA	F	44	A	50	A	43	A	46	A	43	A	226	45	A	38	525.5
40	DAVID VICTOR MWAIGWISYA	M	48	A	46	A	44	A	49	A	38	B	225	45	A	40.5	592
41	FARIDA SWAHABA KAMUSHWEKE	F	46	A	50	A	42	A	44	A	43	A	225	45	A	40.5	592
42	GIANATHEA OCTAVIAN AMLIMA	F	49	A	48	A	40	B	48	A	39	B	224	45	A	42	671
43	JOSHUA MICHAEL KISIMA	M	49	A	46	A	43	A	45	A	40	B	223	45	A	43	745.5
44	DANIEL ALBINUS MANUMBU	M	48	A	46	A	41	A	47	A	40	B	222	44	A	45	812
45	HEVENLIGHT NEEMA MARANDU	F	49	A	47	A	43	A	48	A	35	B	222	44	A	45	812
46	MERESIANA SILVANUS KISINZA	F	50	A	45	A	39	B	48	A	40	B	222	44	A	45	812
47	ABRAHAM CAMILIUS SHAYO	M	50	A	43	A	43	A	47	A	38	B	221	44	A	49.5	883.5
48	DAVID CHEDIEL MZIRAY	M	46	A	46	A	43	A	48	A	38	B	221	44	A	49.5	883.5
49	JOVIN SAMWEL SHAKANYI	M	43	A	50	A	39	B	49	A	40	B	221	44	A	49.5	883.5
50	KELVIN YOHANA MWALONGO	M	44	A	47	A	45	A	49	A	36	B	221	44	A	49.5	883.5

INDEX	NAME	SEX	MATHEMATICS		KISWAHILI	ENGLISH		SCIENCE		SOCIAL STUDIES		TOTAL	AVERAGE	OVR GRADE	SCH POSITION	OVERALL POSITION	
51	ANGEL ATUGONZA ALIGAESHA	F	50	A	44	A	44	A	46	A	37	B	221	44	A	49.5	883.5
52	RAHMA LUKOMBE KING'OMBE	F	47	A	47	A	41	A	46	A	40	B	221	44	A	49.5	883.5
53	ADIANA PAUL LUCHEMBA	F	46	A	43	A	43	A	48	A	40	B	220	44	A	53	952.5
54	ISACK GODWIN MUHILU	M	45	A	47	A	41	A	49	A	37	B	219	44	A	55	1020
55	JOEL SAMWEL SHAKANYI	M	43	A	46	A	43	A	49	A	38	B	219	44	A	55	1020
56	MARTIN THOMAS PASCAL	M	46	A	46	A	37	B	50	A	40	B	219	44	A	55	1020
57	FAITH HAMZA KARAAY	F	46	A	46	A	43	A	46	A	36	B	217	43	A	57	1155.5
58	BRIAN ANTHONY BAHATI	M	42	A	44	A	43	A	48	A	39	B	216	43	A	59.5	1221
59	BEATRICE DANIEL MAFIE	F	46	A	43	A	43	A	48	A	36	B	216	43	A	59.5	1221
60	BLESSING MARTIN MUNG'ONG'O	F	49	A	41	A	41	A	44	A	41	A	216	43	A	59.5	1221
61	CHARLENE CHARLES SILAYO	F	46	A	48	A	41	A	46	A	35	B	216	43	A	59.5	1221
62	ALLAN SHAFURI MNZAVA	M	45	A	48	A	42	A	44	A	36	B	215	43	A	62.5	1289
63	STEVEN JOHN MBOYA	M	46	A	48	A	41	A	46	A	34	B	215	43	A	62.5	1289
64	EPHRAHIM EPHACE RUTABANZIBWA	M	48	A	41	A	45	A	47	A	33	B	214	43	A	65	1357.5
65	ALICE GEORGE MZIRAY	F	44	A	44	A	40	B	46	A	40	B	214	43	A	65	1357.5
66	GRACIOUS PATSON MWASANGUTI	F	42	A	44	A	40	B	45	A	43	A	214	43	A	65	1357.5
67	BENEDICT JOHN SHEHIZA	M	48	A	43	A	43	A	43	A	36	B	213	43	A	69	1426.5
68	DENIS GERVA GRATION	M	44	A	41	A	42	A	45	A	41	A	213	43	A	69	1426.5
69	PRINCE SELEKA SANGA	M	48	A	40	B	46	A	48	A	31	B	213	43	A	69	1426.5
70	CAREN DEOGRATIUS SHAYO	F	47	A	46	A	44	A	45	A	31	B	213	43	A	69	1426.5
71	GRACIOUS NECKREY HUMBO	F	42	A	46	A	41	A	45	A	39	B	213	43	A	69	1426.5
72	ELVIS MATOBOLA MIHALE	M	47	A	45	A	43	A	44	A	33	B	212	42	A	73.5	1494.5
73	CAROLINE ISAYA MWAKYOMA	F	45	A	43	A	39	B	43	A	42	A	212	42	A	73.5	1494.5
74	JANE MICHAEL CHINAMO	F	47	A	47	A	44	A	43	A	31	B	212	42	A	73.5	1494.5
75	PRAISEWIN EDWARD SHIRIMA	F	45	A	47	A	42	A	43	A	35	B	212	42	A	73.5	1494.5

INDEX	NAME	SEX	MATHEMATICS		KISWAHILI		ENGLISH		SCIENCE		SOCIAL STUDIES		TOTAL	AVERAGE	OVR GRADE	SCH POSITION	OVERALL POSITION
76	ESTER CAROLA LENINI	F	43	A	45	A	42	A	46	A	35	B	211	42	A	76	1562
77	MAXIMILIAN ALFRED MVUNGI	M	43	A	42	A	42	A	47	A	36	B	210	42	A	79	1639.5
78	NOEL MICHAEL KAVISHE	M	48	A	44	A	43	A	42	A	33	B	210	42	A	79	1639.5
79	VICTOR IBRAHIM LUYAGAZA	M	45	A	43	A	42	A	46	A	34	B	210	42	A	79	1639.5
80	WALTER ANDREW AKILIMAL	M	45	A	45	A	44	A	44	A	32	B	210	42	A	79	1639.5
81	GLADNESS KANKIZA RWEZAHULA	F	49	A	46	A	43	A	40	B	32	B	210	42	A	79	1639.5
82	DANIEL ELIUD GINDO	M	43	A	45	A	41	A	45	A	35	B	209	42	A	82.5	1707.5
83	MESHACK JAMES MLAWA	M	44	A	45	A	38	B	46	A	36	B	209	42	A	82.5	1707.5
84	ELIAS ARON MAKOYE	M	44	A	42	A	42	A	41	A	39	B	208	42	A	84.5	1771.5
85	GLORIA INNOCENT KIMARIO	F	47	A	42	A	43	A	46	A	30	C	208	42	A	84.5	1771.5
86	BRIGHTON PAUL SILAYO	M	40	B	42	A	47	A	39	B	39	B	207	41	A	86.5	1843.5
87	WILLIAM PAULO KISWALA	M	44	A	40	B	38	B	46	A	39	B	207	41	A	86.5	1843.5
88	JONATHAN ABSALUM SANGA	M	43	A	47	A	38	B	43	A	35	B	206	41	A	89	1909.5
89	KLEVITH FREDRICK MUSHI	M	49	A	42	A	37	B	43	A	35	B	206	41	A	89	1909.5
90	ANGEL EMMANUEL MHACHE	F	46	A	44	A	40	B	45	A	31	B	206	41	A	89	1909.5
91	ERNEST LAR-SAYA SULLE	M	42	A	46	A	40	B	40	B	36	B	204	41	A	91.5	2037
92	ELIZABETH LEONARD NJARITA	F	40	B	46	A	43	A	40	B	35	B	204	41	A	91.5	2037
93	ADAM MFAUME KAMBANGWA	M	38	B	48	A	41	A	44	A	31	B	202	40	B	93.5	2176.5
94	SHARONI KEMIREMBE BWEMERO	F	36	B	44	A	40	B	45	A	37	B	202	40	B	93.5	2176.5
95	FRANKLIN AKILIMALI EFREM	M	36	B	44	A	42	A	45	A	34	B	201	40	B	95.5	2242
96	HAPPYNESS SAMWEL MBUYA	F	37	B	45	A	46	A	44	A	29	C	201	40	B	95.5	2242
97	HIDAYA NASORO MPAYA	F	34	B	44	A	42	A	46	A	33	B	199	40	B	97	2373
98	CHRISTIAN FIDELIS MARTIN	M	38	B	46	A	36	B	43	A	35	B	198	40	B	99.5	2436
99	OSEPH EMMANUEL KAZIMOTO	M	36	B	43	A	44	A	42	A	33	B	198	40	B	99.5	2436
100	SAMUEL RAYTON KYANDO	M	38	B	43	A	37	B	44	A	36	B	198	40	B	99.5	2436

INDEX	NAME	SEX	MATHEMATICS	KISWAHILI	ENGLISH	SCIENCE	SOCIAL STUDIES	TOTAL	AVERAGE	OVR GRADE	SCH POSITION	OVERALL POSITION					
101	ILHAM JAPHARY PENDO	F	34	B	44	A	40	B	43	A	37	B	198	40	B	99.5	2436
102	BRIGHT ELIONA MLINGA	M	41	A	44	A	38	B	46	A	27	C	196	39	B	102	2555
103	JOCELYN CHACHA MARWA	F	43	A	38	B	43	A	42	A	29	C	195	39	B	103	2614.5
104	HENRY DAUDI MSIGWA	M	42	A	36	B	40	B	42	A	33	B	193	39	B	104	2725
105	ALINDA EGIBART KYARUZI	F	24	C	42	A	44	A	47	A	35	B	192	38	B	106	2777.5
106	HERIETH ARISTIDES SWAI	F	32	B	43	A	40	B	46	A	31	B	192	38	B	106	2777.5
107	LAUREN ELIGY MMASSY	F	37	B	46	A	41	A	41	A	27	C	192	38	B	106	2777.5
108	LYTTON LAZARO MADEMBWE	M	37	B	35	B	38	B	44	A	37	B	191	38	B	108	2834
109	BRIAN FREDDY UGANI	M	35	B	43	A	37	B	45	A	30	C	190	38	B	109	2884
110	KENEDI JOHN MLANG'A	M	40	B	39	B	38	B	41	A	29	C	187	37	B	110	3046
111	EDWARD SAIBA ELIKUNDA	M	35	B	44	A	36	B	40	B	30	C	185	37	B	113	3166
112	CATHERINE DEOGRATIUS TARIMO	F	27	C	43	A	43	A	39	B	33	B	185	37	B	113	3166
113	JOAN GEORGE NATAI	F	33	B	44	A	42	A	38	B	28	C	185	37	B	113	3166
114	MULKY SHABAN SWAI	F	30	C	44	A	37	B	42	A	32	B	185	37	B	113	3166
115	NAVITY MUSSA MAGUNGULI	F	44	A	40	B	36	B	39	B	26	C	185	37	B	113	3166
116	MAUREEN SAMORA MACRICE	F	21	C	41	A	42	A	49	A	31	B	184	37	B	116	3221
117	EMMANUEL CASSIAN NYAMBELE	M	34	B	43	A	39	B	34	B	33	B	183	37	B	118	3271
118	TUMAIN SIMON MKANDI	M	33	B	45	A	38	B	39	B	28	C	183	37	B	118	3271
119	REHEMA RASHID MKWAMA	F	35	B	46	A	36	B	37	B	29	C	183	37	B	118	3271
120	BRIAN RAPHAEL NGALAMBE	M	26	C	39	B	40	B	43	A	34	B	182	36	B	120	3323
121	BRYAN DEUSDEDIT MUTAGWABA	M	36	B	48	A	38	B	35	B	24	C	181	36	B	121	3377
122	GRACE CHAZI RWAKANADI	F	30	C	41	A	39	B	40	B	30	C	180	36	B	122	3427
123	BRIAN SALVIUS MATEMBO	M	36	B	36	B	37	B	40	B	30	C	179	36	B	123	3471.5
124	AHMED ASHRAF ISMAIL	M	35	B	41	A	38	B	35	B	29	C	178	36	B	124	3513.5
125	ANGEL EXAVERY MAMSERY	F	30	C	47	A	37	B	33	B	26	C	173	35	B	125	3744

INDEX	NAME	SEX	MATHEMATICS		KISWAHILI	ENGLISH		SCIENCE		SOCIAL STUDIES		TOTAL	AVERAGE	OVR GRADE	SCH POSITION	OVERALL POSITION	
126	CATHERINE AIKANDE SWAI	F	25	C	44	A	41	A	39	B	22	C	171	34	B	126	3832
127	IRENE JAMES MGHAMBA	F	28	C	42	A	32	B	36	B	32	B	170	34	B	127	3872.5
128	ELVIS ERASMUS MTU	M	21	C	40	B	39	B	39	B	30	C	169	34	B	129	3914.5
129	EDITH RICHARD MWAMFWAGASI	F	22	C	40	B	41	A	34	B	32	B	169	34	B	129	3914.5
130	TRACY CUTHEUSY MKUWELE	F	21	C	39	B	41	A	36	B	30	C	167	33	B	130	3991.5
131	NAJMA HASSAN LIPINDI	F	28	C	44	A	36	B	33	B	25	C	166	33	B	131	4032
132	BELINDA DANIEL KAWICHE	F	26	C	39	B	37	B	37	B	24	C	163	33	B	132	4145
133	BRAYTON AMANI MASENGE	M	23	C	43	A	34	B	33	B	29	C	162	32	B	134	4189
134	GLORY SEBASTIAN KILUMBI	F	22	C	48	A	43	A	23	C	26	C	162	32	B	134	4189
135	INESY ELIAS HUMBO	F	30	C	33	B	37	B	39	B	23	C	162	32	B	134	4189
136	GLORY FRANKLIN RUTAKUBURWA	F	25	C	43	A	39	B	26	C	26	C	159	32	B	137	4295.5
137	SABRINA OMARI TUWA	F	31	B	43	A	32	B	29	C	24	C	159	32	B	137	4295.5
138	DAVID LIVINGSTONE LEKAREU	M	24	C	33	B	38	B	37	B	22	C	154	31	B	139	4462.5
139	ERWINE EGBERT BETURABUSHA	M	26	C	34	B	40	B	33	B	21	C	154	31	B	139	4462.5
140	ALICIA FRANCIS TIBA	F	23	C	39	B	35	B	29	C	26	C	152	30	C	140	4536
141	THERESIA KOMODDY DIDAS	F	27	C	31	B	29	C	30	C	29	C	146	29	C	141	4721.5
142	MARY MASH MTEI	F	18	D	35	B	36	B	25	C	30	C	144	29	C	142	4772.5
143	LOMNYAK JAMES LAIZER	M	21	C	33	B	37	B	30	C	21	C	142	28	C	143	4829
144	JANETH AYOUB KIMISHA	F	14	D	37	B	32	B	29	C	28	C	140	28	C	144	4868.5
145	MARIA KWIMAGE JOHNSON	F	19	D	41	A	28	C	26	C	22	C	136	27	C	145	4957.5